


IC300120

INDUCTIVE SENSORS • FULL-METAL HOUSING

Inductive proximity switches are contact-free sensors. They detect all conductive metals, regardless of whether they move or not. The achievable sensing range of the devices depends on the object material and its dimensions. The vibration-resistant sensors can be approached laterally or frontally. Inductive proximity switches are used for presence detection (e.g. goods carriers), positioning (e.g. dampers), counting (e.g. nuts /bolts), speed detection (e.g. for cog wheels), on conveyor systems (e.g. hose feedings) or distance measurements (e.g. press-in checking) of metallic objects.



MECHANICAL DATA

| | |
|--|------------------------|
| Active area material of sensor | Stainless steel 1.4305 |
| Ambient temperature (MAX) | 70 °C |
| Ambient temperature (MIN) | -25 °C |
| Degree of protection (IP) | IP67 |
| Housing design | Cylinder, screw-thread |
| Housing material | Stainless steel 1.4305 |
| Mechanical mounting condition for sensor | Flush |
| Pressure-proof | No |
| Sensor length | 86 mm |
| Thread length | 60 mm |
| Thread pitch | 1.5 mm |
| Thread size, metric | 30 |

ELECTRICAL DATA

| | |
|-----------------------------------|---------------|
| Cascadable | No |
| Correction factor (brass) | 0.1 |
| Correction factor (St37) | 1 |
| Correction factor (stainl. steel) | 0.6 |
| Hysteresis | 15 % |
| Max. output current | 300 mA |
| No-load current | 15 mA |
| Norm measuring plate | 30x30x1 |
| Number of pins | 3 |
| Reverse polarity protection | Yes |
| Short-circuit-proof | Yes |
| Suitable for safety functions | No |
| Supply voltage (MAX) | 35 V |
| Supply voltage (MIN) | 7 V |
| Switching distance | 10 mm |
| Switching frequency | 30 Hz |
| Type of electrical connection | Connector M12 |

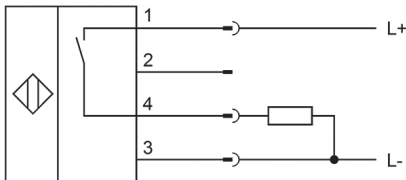
ELECTRICAL DATA

| | |
|--|-----------------------|
| Type of switching function | Normally open contact |
| Type of switching output | PNP |
| Voltage drop | 2 V |
| Voltage type | DC |
| With LED display | Yes |
| With monitoring function of downstream devices | No |

OTHER DATA

| | |
|--------------------------------|-----|
| Feeding technology | Yes |
| Harsh environmental conditions | Yes |
| Hygienic and wet area | Yes |
| Metallic sensor surface | Yes |
| Oil and cooling lubricants | Yes |

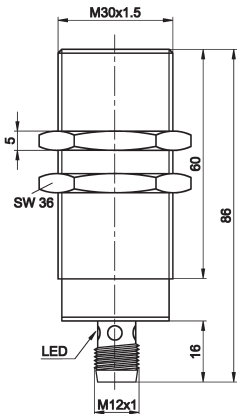
CONNECTION



Colors: 1 = BN (brown), 2 = WH (white), 3 = BU (blue), 4 = BK (black)

Functions: 1 = L+, 2 = n. c., 3 = L-, 4 = PNP NO

DIMENSIONAL DRAWING



INSTALLATION



Mounting / Installation may only be carried out by a qualified electrician!

DISPOSAL



SAFETY WARNINGS

Before initial operation, please make sure to follow all safety instructions that may be provided in the product information!

Never use these devices in applications where the safety of a person depends on their functionality.