



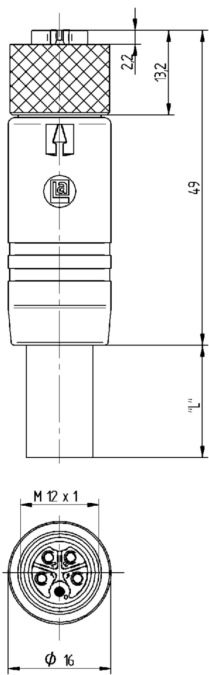
Part Number: RKT(S) 4S-700 SW


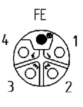


M12 Power Single-Ended Cordset: Female, straight, 4-pin(3+PE), S-coded, shielded, black body, 600 V AC/DC, 16 A; PUR black cable, 1.50 mm²

Product Description

M12 Power Single-Ended Cordset: Female, straight, 4-pin(3+PE), S-coded, shielded, black body, 600 V AC/DC, 16 A; PUR black cable, 1.50 mm²

Technical Drawing



Typ/ type	Standard - Kontaktbelegung/	
	Polzahl/ number of poles	Farbkennung/ colour code
RKT(S) 5K...	5	 <p>1 = schwarz 1/black 1 2 = schwarz 2/black 2 3 = schwarz 3/black 3 4 = schwarz 4/black 4 PE = grünelb/green-yellow</p>
RKT(S) 5L...	5	 <p>1 = braun/brown 2 = weiß/white 3 = blau/blue 4 = schwarz/black FE = grau/grey</p>
RKT(S) 4S...	4	 <p>1 = schwarz 1/black 1 2 = schwarz 2/black 2 3 = schwarz 3/black 3 PE = grünelb/green-yellow</p>
RKT(S) 4T...	4	 <p>1 = weiß/white 2 = blau/blue 3 = schwarz/black 4 = schwarz/black</p>

Technical Specifications

Technical Data

Product Family:	Power Connector
Product Sub Family:	M12 Power
Brand:	Lumberg Automation
Connector Type:	Cordset, single ended
Type of Contact / Gender:	female
Connector Design:	straight
Number of Pins:	4(3+PE)
Coding:	S
Shielding:	Shielded
Attachment Type:	Coupling Nut
Rated Voltage:	630 V
Rated Voltage (UL):	600 V
Rated Impulse Voltage:	6.0 kV
Operating Voltage:	600 V AC/DC
Rated Current:	16 A

Rated Current (UL):	16 A
Contact Resistance:	≤ 10 mOhm
Insulation Resistance:	> 10 ⁹ Ohm
Mating Cycles:	≤ 100
Ambient Temperature (Operation):	-40 °C to +125 °C, notice derating
Protection Degree / IP Rating:	IP65, IP67, IP69K
Design Standard:	IEC 61076-2-111
Pollution Degree:	3 acc. to DIN EN 60664-1 (VDE 0110-1)
Clearance / Creepage Distance:	DIN EN 60664-1 (2008/01); VDE 0110-1
Overvoltage Category:	III acc. to DIN EN 60664-1 (VDE 0110-1)

Materials

Contact Base Material:	CuNi
Contact Plating:	Cu/Au
Contact Bearer Material:	PBT GF
Contact Bearer Color:	black
Flammability Class (Contact Bearer):	UL 94 V-2
Molded Body Material:	TPE
Molded Body Color:	black
Flammability Class (Molded Body):	UL 94 HB
Attachment Material:	CuZn
Attachment Plating:	Cu/Ni
Shielding Material:	CuZn, plating: Ni
O-Ring Material:	FKM

Additional Technical Data

Fastening Torque (Contact Screw):	M 12x1: (50-60) Ncm, hand-tight
-----------------------------------	---------------------------------

Cable Data

Cable Number:	700
Conductor Size:	1.50 mm ²
Number of Wires:	4
Minimal Bending Radius (Fixed Inst):	> 4 x D
Minimal Bending Radius (Flexible Inst):	> 7.5 x D
Cycles (Bending):	> 10 M
Conductor material:	Cu
Cable Jacket Material:	PUR
Cable Jacket Color:	black
Cable Diameter D:	ø 9.4±0.20 mm
Wire Insulation Material:	PP
Insulated Wire Diameter:	ø 2.35 mm
Inner Jacket:	TPE-O
Overall Shield (Cable):	tinned copper braided screen
Ambient Temperature (Fixed Installation):	-40 °C to +80 °C
Ambient Temperature (Flex Installation):	-30 °C to +80 °C
Ambient Temperature (Fixed Installation short-term 100h):	-40 °C to +125 °C
Ambient Temperature (Drag Chain Inst):	-20 °C to +60 °C
UL Cable Type:	AWM: 20939
Flammability Class (Cable Jacket):	VDE 0482-332-1-2, DIN EN 60332-1-2 / IEC 60332-1 / UL VW-1, CSA FT1

Approvals

UL-File:	E497237
UL:	UL 2237; cULus

Safety & Environmental Compliance

RoHS Compliant:	yes
-----------------	-----

Resistances

Halogenfree:	DIN VDE 0472 T.815
Oil Resistance:	HD 22.10 Appendix A, DIN EN 60811-404

Notes

Protection Degree / IP Rating Note:	* only if mounted and locked in combination with Hirschmann / Lumberg connector.
Note Derating:	* Notice derating

Variants

Item #	Item Description	Cable Length
934849339	RKTS 4S-700/2 M SW	2 m
934849340	RKTS 4S-700/5 M SW	5 m
934849341	RKTS 4S-700/10 M SW	10 m
934849342	RKTS 4S-700/15 M SW	15 m

© 2019 Belden, Inc

All Rights Reserved.

Although Belden makes every reasonable effort to ensure their accuracy at the time of this publication, information and specifications described here in are subject to error or omission and to change without notice, and the listing of such information and specifications does not ensure product availability.

Belden provides the information and specifications herein on an "ASIS" basis, with no representations or warranties, whether express, statutory or implied. In no event will Belden be liable for any damages (including consequential, indirect, incidental, special, punitive, or exemplary damages) whatsoever, even if Belden has been advised of the possibility of such damages, whether in an action under contract, negligence or any other theory, arising out of or in connection with the use, or inability to use, the information or specifications described herein.

All sales of Belden products are subject to Belden's standard terms and conditions of sale.

Belden believes this product to be in compliance with all applicable environmental programs as listed in the data sheet. The information provided is correct to the best of Belden's knowledge, information and belief at the date of its publication. This information is designed only as a general guide for the safe handling, storage, and any other operation of the product itself or the one that it becomes a part of. The Product Disclosure is not to be considered a warranty or quality specification. Regulatory information is for guidance purposes only. Product users are responsible for determining the applicability of legislation and regulations based on their individual usage of the product.