


KB120400

CAPACITIVE SENSORS • NORM SWITCHING DISTANCE

Capacitive proximity switches are contact-free sensors. They detect metallic and non-metallic objects, regardless of whether they move or not. The achievable sensing range of the devices depends on the object material, its dimensions and the response sensitivity, which is set via a potentiometer. The vibration-resistant sensors can be approached laterally or frontally. Capacitive proximity switches are used for presence detection (e.g. sealing detection), positioning (e.g. PET bottles), counting (e.g. plastic caps), level detection (e.g. lubricant) or distance measurements (e.g. thickness measurement) of solid and liquid materials.



MECHANICAL DATA

Active area material of sensor	PTFE
Ambient temperature (MAX)	70 °C
Ambient temperature (MIN)	-25 °C
Cable length	2 m
Degree of protection (IP)	IP67
Housing design	Cylinder, screw-thread
Housing material	Stainless steel V2A
Material of cable sheath	PVC
Mechanical mounting condition for sensor	Flush
Number of wires	4
Pressure-proof	No
Sensor length	50 mm
Thread length	37 mm
Thread pitch	1 mm
Thread size, metric	12

ELECTRICAL DATA

Cascadable	No
Correction factor (glass)	0.6
Correction factor (oil)	0.5
Correction factor (PVC)	0.5
Correction factor (wood)	0.6
Hysteresis	15 %
Max. output current	250 mA
No-load current	15 mA
Number of switching outputs	2
Rated control supply voltage U_s at DC (MAX)	35 V
Rated control supply voltage U_s at DC (MIN)	10 V
Reverse polarity protection	Yes
Setting procedure	Manual adjustment
Short-circuit-proof	Yes

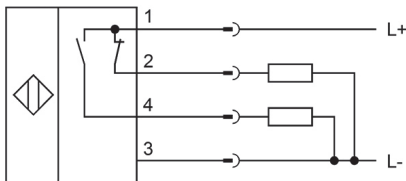
ELECTRICAL DATA

Suitable for safety functions	No
Supply voltage (MAX)	35 V
Supply voltage (MIN)	10 V
Switching distance	2 mm
Switching distance (MAX)	6 mm
Switching frequency	500 Hz
Type of electrical connection	Cable
Type of switching function	Anticoincidence
Type of switching output	PNP
Voltage drop	2 V
Voltage type	DC
With LED display	Yes
With monitoring function of downstream devices	No

OTHER DATA

Level detection	Yes
-----------------	-----

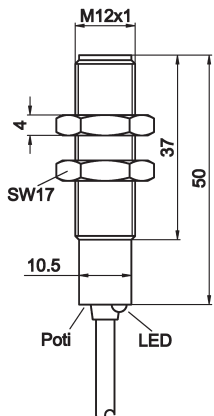
CONNECTION



Colors: 1 = BN (brown), 2 = WH (white), 3 = BU (blue), 4 = BK (black)

Functions: 1 = L+, 2 = pnp/nc, 3 = L-, 4 = PNP NO

DIMENSIONAL DRAWING



INSTALLATION



Mounting / Installation may only be carried out by a qualified electrician!

DISPOSAL



SAFETY WARNINGS

Before initial operation, please make sure to follow all safety instructions that may be provided in the product information!

Never use these devices in applications where the safety of a person depends on their functionality.