


IN3001S3

INDUCTIVE SENSORS • ENLARGED AMBIENT TEMPERATURE

Inductive proximity switches are contact-free sensors. They detect all conductive metals, regardless of whether they move or not. The achievable sensing range of the devices depends on the object material and its dimensions. The vibration-resistant sensors can be approached laterally or frontally. Inductive proximity switches are used for presence detection (e.g. goods carriers), positioning (e.g. dampers), counting (e.g. nuts /bolts), speed detection (e.g. for cog wheels), on conveyor systems (e.g. hose feedings) or distance measurements (e.g. press-in checking) of metallic objects.



MECHANICAL DATA

| | |
|--|------------------------|
| Active area material of sensor | Vectra® |
| Ambient temperature | -25 °C ... 140 °C |
| Cable length | 16 m |
| Degree of protection (IP) | IP65 |
| Housing design | Cylinder, screw-thread |
| Housing material | Stainless steel 1.4305 |
| Increased ambient temperatures > 80°C | Yes |
| Material of cable sheath | PTFE |
| Mechanical mounting condition for sensor | Non-flush |
| Pressure-proof | No |
| Sensor length | 27 mm |
| Thread length | 18 mm |
| Thread pitch | 1.5 mm |
| Thread size, metric | 30 |

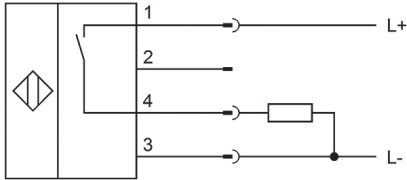
ELECTRICAL DATA

| | |
|-------------------------------|-----------------------|
| Cascadable | No |
| Hysteresis | 15 % |
| IO-Link compatible | No |
| Max. output current | 150 mA |
| No-load current | 15 mA |
| Norm measuring plate | 30x30x1 |
| Reverse polarity protection | Yes |
| Short-circuit-proof | Yes |
| Suitable for safety functions | No |
| Supply voltage | 10 V ... 35 V |
| Switching distance | 15 mm |
| Switching frequency | 200 Hz |
| Type of electrical connection | Connector M12 |
| Type of switching function | Normally open contact |
| Type of switching output | PNP |

ELECTRICAL DATA

| | |
|--|-----|
| Voltage drop | 2 V |
| Voltage type | DC |
| With monitoring function of downstream devices | No |

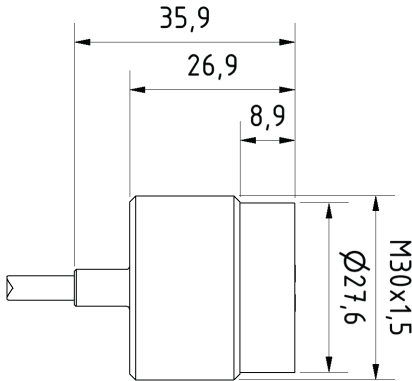
CONNECTION



Colors: 1 = BN (brown), 2 = WH (white), 3 = BU (blue), 4 = BK (black)

Functions: 1 = L+, 2 = n. c., 3 = L-, 4 = PNP NO

DIMENSIONAL DRAWING



INSTALLATION



Mounting / Installation may only be carried out by a qualified electrician!

DISPOSAL



SAFETY WARNINGS

Before initial operation, please make sure to follow all safety instructions that may be provided in the product information!