


## IB180126

### INDUCTIVE SENSORS • ENLARGED SWITCHING DISTANCE

Inductive proximity switches are contact-free sensors. They detect all conductive metals, regardless of whether they move or not. The achievable sensing range of the devices depends on the object material and its dimensions. The vibration-resistant sensors can be approached laterally or frontally. Inductive proximity switches are used for presence detection (e.g. goods carriers), positioning (e.g. dampers), counting (e.g. nuts /bolts), speed detection (e.g. for cog wheels), on conveyor systems (e.g. hose feedings) or distance measurements (e.g. press-in checking) of metallic objects.



#### MECHANICAL DATA

Active area material of sensor	PBTP
Ambient temperature (MAX)	70 °C
Ambient temperature (MIN)	-25 °C
Degree of protection (IP)	IP67
Housing coating	Chromium-plated
Housing design	Cylinder, screw-thread
Housing material	Brass
Mechanical mounting condition for sensor	Quasi-flat
Pressure-proof	No
Sensor length	63.5 mm
Thread length	42 mm
Thread pitch	1 mm
Thread size, metric	18

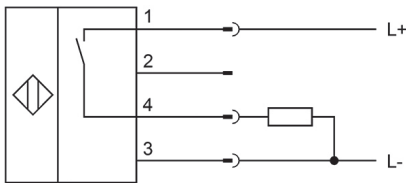
#### ELECTRICAL DATA

Cascadable	No
Correction factor (aluminum)	0.2
Correction factor (brass)	0.33
Correction factor (copper)	0.2
Correction factor (St37)	1
Correction factor (stainl. steel)	0.63
Hysteresis	10 %
Max. output current	200 mA
No-load current	10 mA
Norm measuring plate	36x36x1
Number of pins	3
Relative repeat accuracy	5 %
Reverse polarity protection	Yes
Short-circuit-proof	Yes
Suitable for safety functions	No
Supply voltage (MAX)	30 V

## ELECTRICAL DATA

Supply voltage (MIN)	10 V
Switching distance	12 mm
Switching frequency	500 Hz
Type of electrical connection	Connector M12
Type of switching function	Normally open contact
Type of switching output	PNP
Voltage drop	2 V
Voltage type	DC
With LED display	Yes
With monitoring function of downstream devices	No

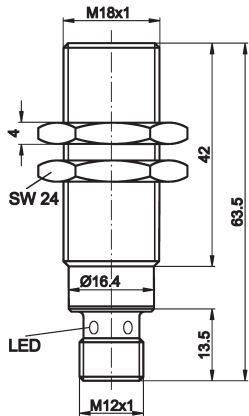
## CONNECTION



**Colors:** 1 = BN (brown), 2 = WH (white), 3 = BU (blue), 4 = BK (black)

**Functions:** 1 = L+, 2 = n. c., 3 = L-, 4 = PNP NO

## DIMENSIONAL DRAWING



## INSTALLATION



Mounting / Installation may only be carried out by a qualified electrician!

## DISPOSAL



## SAFETY WARNINGS

Before initial operation, please make sure to follow all safety instructions that may be provided in the product information!

Never use these devices in applications where the safety of a person depends on their functionality.