


OG020373**OPTICAL SENSORS • FORK LIGHT BARRIERS**

Special design of through-beam sensor. Transmitter and receiver are located in the fork or angular limbs and are perfectly aligned to each other.

**MECHANICAL DATA**

Ambient temperature (MAX)	60 °C
Ambient temperature (MIN)	-10 °C
Degree of protection (IP)	IP67
Fork depth	40 mm
Fork light barrier design	Furcate
Fork width	2 mm
Housing design	Cuboid
Housing material	Zinc die-cast
Material of optical surface	Plastic
Reflector included in the scope of delivery	No
Sensor height	34.5 mm
Sensor length	14 mm
Sensor width	60 mm

ELECTRICAL DATA

Analogue output 0 mA ... 20 mA	No
Analogue output 0 V ... 10 V	No
Analogue output -10 V ... +10 V	No
Analogue output 4 mA ... 20 mA	No
Decay time	0.17 ms
Hysteresis	0.1 mm
Max. output current	200 mA
Max. switching distance	2 mm
No-load current	35 mA
Number of pins	3
Operating voltage (MAX)	35 V
Operating voltage (MIN)	10 V
Pre-failure message	No
Rated control supply voltage U_s at DC (MAX)	35 V
Rated control supply voltage U_s at DC (MIN)	10 V
Relative repeat accuracy	0.03 mm

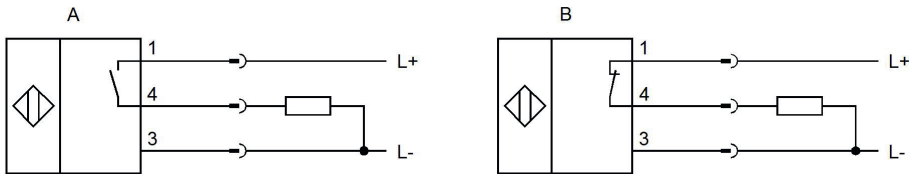
ELECTRICAL DATA

Repeatability +/-	30 µm
Response time	0.17 ms
Reverse polarity protection	Yes
Scanning function	Light-/dark-on mode
Setting procedure	Teach-In
Short-circuit-proof	Yes
Suitable for safety functions	No
Switching frequency	3000 Hz
Type of electrical connection	Connector M8
Type of switching function	Normally closed contact/normally open contact
Type of switching output	PNP
Type of the forked light barrier	Standard
Voltage drop	2 V
Voltage type	DC
With communication interface, analog	No
With communication interface, AS-Interface	No
With communication interface, CANOpen	No
With communication interface, DeviceNet	No
With communication interface, Ethernet	No
With communication interface, INTERBUS	No
With communication interface, PROFIBUS	No
With communication interface, RS-232	No
With communication interface, RS-422	No
With communication interface, RS-485	No
With communication interface, SSD	No
With communication interface, SSI	No
With monitoring function of downstream devices	No
With other analog output	No
With restart lock	No
With time function	No

OPTICAL DATA

Laser protection class	None
Light beam form	Point
Light source	Infrared light
Min. object size	0.5 mm
Resolution	500 µm
Wavelength of the sensor	880 nm

CONNECTION

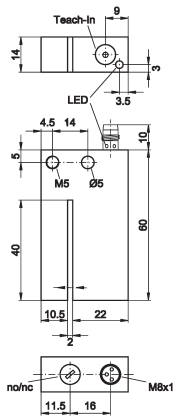


Colors: A: 1 = BN (brown), 3 = BU (blue), 4 = BK (black)

B: 1 = BN (brown), 3 = BU (blue), 4 = BK (black) **Functions:** A: 1 = L+, 3 = L-, 4 = PNP NO

B: 1 = L+, 3 = L-, 4 = PNP NC

DIMENSIONAL DRAWING



INSTALLATION



Mounting / Installation may only be carried out by a qualified electrician!

DISPOSAL



SAFETY WARNINGS

Before initial operation, please make sure to follow all safety instructions that may be provided in the product information!

Never use these devices in applications where the safety of a person depends on their functionality.