

## M12 / M8-Double-Ended Cordsets for Actuators, Sensors and Distribution Boxes


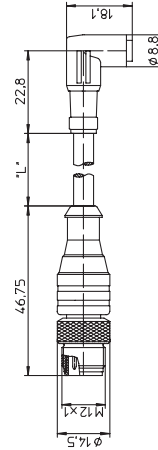
RST-RKMW/LED | RST-RKMVV/LED



### 3-Poles

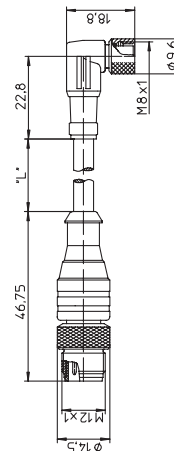
Actuator/sensor cordset, double-ended, M12, 3-pole, male straight to M8, 3-pole female 90° snap-in connector with LED operation and function indicator and molded cable.

RST-RKMW/LED



Actuator/sensor cordset, double-ended, M12, 3-pole, male straight to M8, 3-pole female 90° connector, threaded joints with LED operation and function indicator and molded cable.

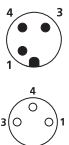
RST-RKMVV/LED



### Pin Assignments

#### M8 / M12 - Male / Female

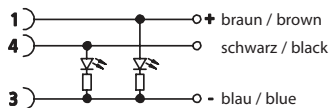
#### 3 poles




- 1 = brown
- 2 = n.c.
- 3 = blue
- 4 = black

#### Wiring Diagram / LED

pnp Normally open = yellow-green





Cordsets  
Double-Ended

Be Certain with Belden

**M12 / M8-Double-Ended Cordsets for Actuators, Sensors and Distribution Boxes**  
RST-RKMV/LED | RST-RKMWW/LED

**Technical Data**

**Environmental**

Degree of protection IP 67 / IP 65 / NEMA 6P  
Operating temperature range -25°C (-13°F) / +80°C (+176°F)

**Mechanical**

Housing / Molded body TPU  
Insert RST: TPU  
RKM(W)V/LED: PA / TPU  
Contact 0.8 microns gold-plated  
Coupling nut CuZn, nickel-plated (only RST / RKMWW/LED)  
O-ring FKM (only RKMWW/LED)

**Electrical**

Nominal current at 40°C 4 A  
Nominal voltage 10-30 V DC  
Rated voltage 32 V  
Insulation resistance > 10<sup>9</sup> Ω  
Pollution degree 3

**Cable Specifications**

Cable No.	Outer Jacket	Gauge	Jacket Color	OD	Agency Approvals
224	PUR, halogen-free	3 x 0.34 mm <sup>2</sup>	Black	.169" (4.3 mm)	UL: AWM 21198 / CSA: AWM I/II A/B

Part Number	Pins	Standard Cable Lengths	Characteristics
RST 3-RKMWW/LED A 3-224/...M	3	0.3 M / 0.6 M / 1 M / 1.5 M / 2 M / 5 M	
RST 3-RKMVV/LED A 3-224/...M		0.3 M / 0.6 M / 1 M / 1.5 M / 2 M / 5 M	