

M12 / M8-Splitters, Double-Ended, IEC Color Code

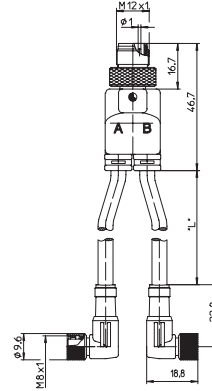
ASB 2-RKMWW/LED | ASB 2-RKWT/LED



M12-Duo-Male - 2xM8-Female 90° (LED)

Actuator/sensor cordset, double-ended, M12 Duo male connector and two M8 female right angle connectors with LED operation and function indicator, self-locking threaded joint.

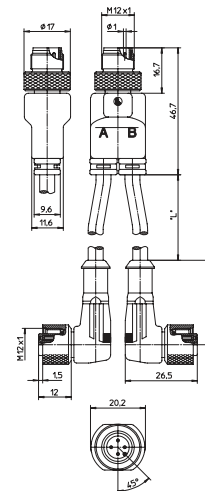
ASB 2-RKMWW/LED



M12-Duo-Male - 2xM12-Female 90° (LED)

Actuator/sensor cordset, double-ended, M12 Duo male connector and two M12 female right angle connectors with LED operation and function indicator, self-locking threaded joint.

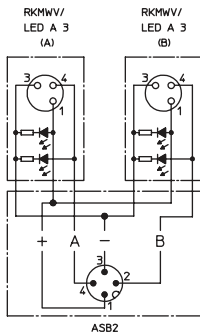
ASB 2-RKWT/LED



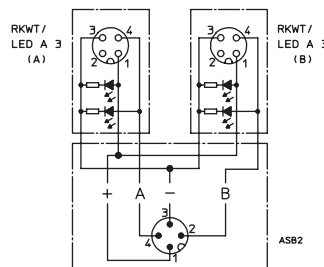
Pin Assignments

Wiring Diagrams

ASB 2 - RKMWW/LED



ASB 2 - RKWT/LED





Be Certain with Belden

M12 / M8-Splitters, Double-Ended, IEC Color Code
 ASB 2-RKMWW/LED | ASB 2-RKWT/LED

Technical Data

Environmental

Degree of protection IP 67 / NEMA 6P
 Operating temperature range -25°C (-13°F) / +80°C (+176°F)

Mechanical

Housing / Molded body TPU
 Insert ASB / RKWT/LED: TPU
 RKMWW/LED: PA / TPU
 Contact ASB / RKWT/LED: CuZn, pre-nickeled and 0.8 microns gold-plated
 RKWT/LED: CuSn, pre-nickeled and 0.3 microns gold-plated
 Coupling nut CuZn, nickel-plated
 O-ring FKM (only RKMWW/LED / RKWT/LED)

Electrical

Nominal current at 40°C 4 A per cable / 4 A max. total
 Nominal voltage 10-30 V DC
 Rated voltage 32 V
 Insulation resistance > 10⁹ Ω
 Pollution degree 3

Cable Specifications

Cable No.	Outer Jacket	Gauge	Jacket Color	OD	Agency Approvals
224	PUR, halogen-free	3 x 0.34 mm ²	Black	.169" (4.3 mm)	UL: AWM 20327 / CSA: AWM I/II A/B

Part Number	Pins	Outer Jacket	Standard Cable Lengths	Characteristics
ASB 2-RKMWW/LED A 3-224/...M ASB 2-RKWT/LED A 3-224/...M	3	PUR, halogen-free	1 M / 1.5 M / 2 M	