


**OG032100**

**OPTICAL SENSORS • FORK LIGHT BARRIERS**

Special design of through-beam sensor. Transmitter and receiver are located in the fork or angular limbs and are perfectly aligned to each other.



**MECHANICAL DATA**

Ambient temperature (MAX)	65 °C
Ambient temperature (MIN)	-25 °C
Degree of protection (IP)	IP65
Fork depth	10 mm
Fork light barrier design	Furcate
Fork width	3 mm
Housing design	Cylinder, screw-thread
Housing material	Brass
Reflector included in the scope of delivery	No
Sensor diameter	14 mm
Sensor length	51 mm
Thread pitch	1 mm
Thread size, metric	14

**ELECTRICAL DATA**

Analogue output 0 mA ... 20 mA	No
Analogue output 0 V ... 10 V	No
Analogue output -10 V ... +10 V	No
Analogue output 4 mA ... 20 mA	No
Hysteresis	0.1 mm
Max. output current	100 mA
Max. switching distance	3 mm
No-load current	25 mA
Number of pins	3
Number of semiconductor outputs with signaling function	1
Operating voltage (MAX)	30 V
Operating voltage (MIN)	4.5 V
Pre-failure message	No
Rated control supply voltage $U_s$ at DC (MAX)	30 V
Rated control supply voltage $U_s$ at DC (MIN)	4.5 V
Relative repeat accuracy	0.01 mm


**ELECTRICAL DATA**

Repeatability +/-	10 µm
Reverse polarity protection	Yes
Scanning function	Dark switching
Suitable for safety functions	No
Switching frequency	50000 Hz
Type of electrical connection	Cable
Type of switching function	Normally open contact (NO)
Type of switching output	PNP
Type of the forked light barrier	Standard
Voltage drop	1 V
Voltage type	DC
With communication interface, analog	No
With communication interface, AS-Interface	No
With communication interface, CANOpen	No
With communication interface, DeviceNet	No
With communication interface, Ethernet	No
With communication interface, INTERBUS	No
With communication interface, PROFIBUS	No
With communication interface, RS-232	No
With communication interface, RS-422	No
With communication interface, RS-485	No
With communication interface, SSD	No
With communication interface, SSI	No
With monitoring function of downstream devices	No
With other analog output	No
With restart lock	No
With time function	No

**OPTICAL DATA**

Laser protection class	None
Light beam form	Point
Light source	Infrared light
Min. object size	0.8 mm
Resolution	800 µm
Wavelength of the sensor	935 nm

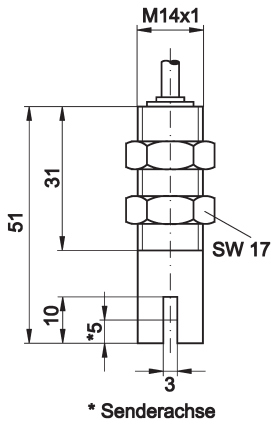
## CONNECTION



**Colors:** BN (brown), BU (blue), BK (black)

**Functions:** BN = L+, BU = L-, BK = PNP NO

## DIMENSIONAL DRAWING



## INSTALLATION



Mounting / Installation may only be carried out by a qualified electrician!

## DISPOSAL



## SAFETY WARNINGS

Before initial operation, please make sure to follow all safety instructions that may be provided in the product information!

Never use these devices in applications where the safety of a person depends on their functionality.