


**MW110430**

**LINEAR AND ANGULAR MEASUREMENT • MAGNETIC**

For length measurement, rotational speed or angle measurement, magnetic measuring systems are used. These systems operate in a way that the sensor moves without contact over a flexible magnetic tape, or it is situated above the rotating magnetized measuring wheel. The magnetic tape is applied to a 0.3mm thick steel strip and is located on the circumference of the various measuring wheels. The magnetization is carried out with defined pole pitches. By scanning of the magnetic poles an analog signal is generated, which is converted into digital square wave signals that can be processed by a downstream electronics and, if necessary, be displayed. The sensor detects the pitch of the strip and converts the information into a high-resolution path or rotation information. To read out the magnetic lines no direct contact is required. Magnetic sensors are insensitive to dirt, oils and moisture and relatively stable at shock and vibration. For users, this opens up a wide field of applications, e.g. for plants and systems in the timber industry, at linear axes, in outdoor areas or with machine tools.



Magnetic sensors are insensitive to dirt, oils and moisture and relatively stable at shock and vibration. For users, this opens up a wide field of applications, e.g. for plants and systems in the timber industry, at linear axes, in outdoor areas or with machine tools.

**MECHANICAL DATA**

Ambient temperature (MAX)	70 °C
Ambient temperature (MIN)	-10 °C
Cable length	2 m
Degree of protection (IP)	IP67
Housing material	Plastic
Length	25 mm
Material of cable sheath	PUR (Polyurethane)
Max. traverse speed	1.7 m/s
Sensor height	37 mm
Sensor length	25 mm
Sensor width	10 mm
Storage temperature	80 °C
Storage temperature	-30 °C

**ELECTRICAL DATA**

No-load current	70 mA
Number of pins	6
Pulse interval	4 µs
Rated operating voltage (MAX)	24 V
Rated operating voltage (MIN)	24 V
Reverse polarity protection	Yes
Sensing range (MAX)	2 mm
Sensing range (MIN)	0.4 mm
Short-circuit-proof	Yes
Track A inverted	Yes
Track B inverted	Yes
Type of electrical connection	Cable

## ELECTRICAL DATA

Type of switching output

Push-pull level

Voltage type

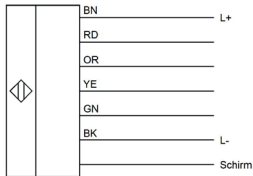
DC

## OTHER DATA

Relative air humidity

100 %

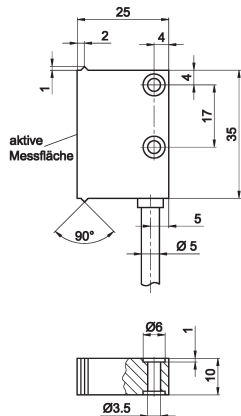
## CONNECTION



**Colors:** BN (brown), RD (rot), OG (orange), YE (yellow), GN (green), BK (black)

**Functions:** BN = L+, RD = A, OG = B, YE = A inverted, GN = B inverted, BK = GND

## DIMENSIONAL DRAWING



## INSTALLATION



Mounting / Installation may only be carried out by a qualified electrician!

## DISPOSAL



## SAFETY WARNINGS

Before initial operation, please make sure to follow all safety instructions that may be provided in the product information!

Never use these devices in applications where the safety of a person depends on their functionality.