

design **M8x1**  
**M12x1**

version **straight**  
**angular**



- ✓ round pin connector with rapid interconnection technology
- ✓ M8 and M12 versions
- ✓ straight and angular versions
- ✓ easy assembly
- ✓ plastic and nickel-plated brass

**ready-made cut&clamp connection**



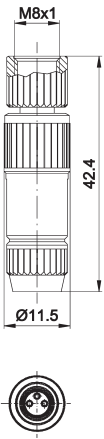
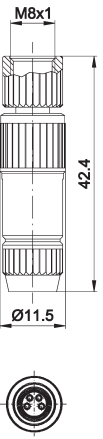
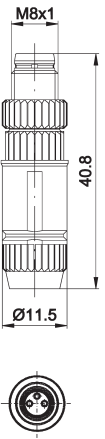
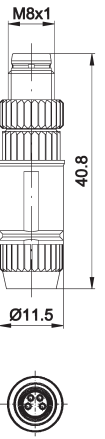
**description**

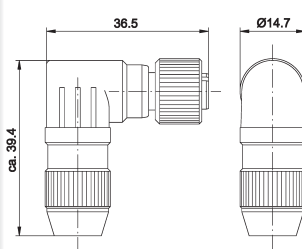
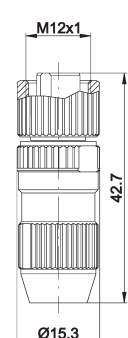
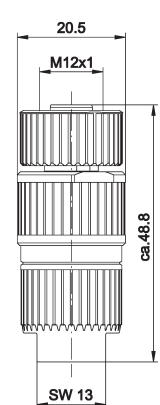
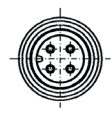
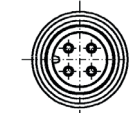
The tried and tested cut&clamp method of termination simplifies the connection of sensors and actuators. The connection method allows the „on-site“ connection of sensors, without having to deploy additional connectors. No special tools are needed for stripping the insulation off cables or for the screw fitting of components. This allows preferred sensor types with a fixed cable length to be tailored individually in the field. There are no annoying

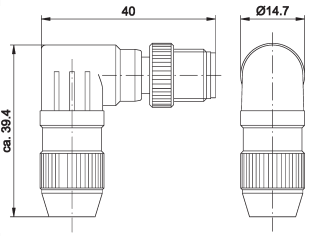
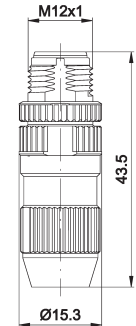
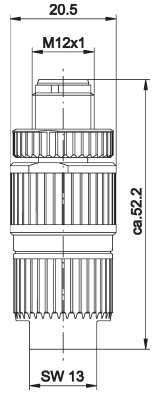
excess cable loops to deal with, which also delivers savings in terms of time and costs. Multiple deployment is possible and the high requirements of protection class IP67 are complied with.

**application examples**

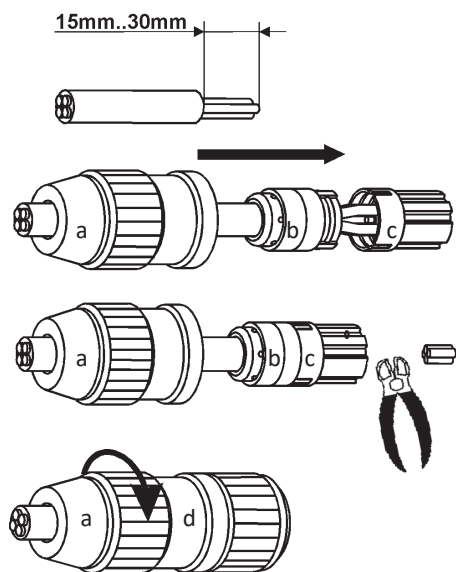
- ▶ pre-fabrication of connectors with fixed-cable devices or connection leads

| article-no.  | VK003S74   | VK003S75   | VK003S78   | VK003S79   |
|--|--|--|--|--|
| version  | M8-cable socket<br>straight, 3-pin<br>rapid interconnection                        | M8-cable socket<br>straight, 4-pin<br>rapid interconnection                        | M8-cable connector<br>straight, 3-pin<br>rapid interconnection                       | M8-cable connector<br>straight, 4-pin<br>rapid interconnection                       |
|  |  |  |  |  |
| <b>TECHNICAL DATA</b>  |  |  |  |  |
| rated voltage  | 32V DC   | 32V DC   | 32V DC   | 32V DC   |
| rated current  | 4A   | 4A   | 4A   | 4A   |
| wire diameter  | 0.14 ... 0.34mm <sup>2</sup>   | 0.14 ... 0.34mm <sup>2</sup>   | 0.14 ... 0.34mm <sup>2</sup>   | 0.14 ... 0.34mm <sup>2</sup>   |
| strand diameter  | ≥ 0.1mm  | ≥ 0.1mm  | ≥ 0.1mm  | ≥ 0.1mm  |
| wire isolation material                                      | PVC  | PVC  | PVC  | PVC  |
| wire diameter  | 1.0 ... 1.6mm  | 1.0 ... 1.6mm  | 1.0 ... 1.6mm  | 1.0 ... 1.6mm  |
| cable diameter   | 2.5 ... 5.1mm  | 2.5 ... 5.1mm  | 2.5 ... 5.1mm  | 2.5 ... 5.1mm  |
| operating temperature  | -25 ... +85°C  | -25 ... +85°C  | -25 ... +85°C  | -25 ... +85°C  |
| temp. when making the connect.                               | -5 ... +50°C   | -5 ... +50°C   | -5 ... +50°C   | -5 ... +50°C   |
| system of protection (EN 60529)                              | IP 67  | IP 67  | IP 67  | IP 67  |
| max. number of connections<br>with identical cable diameters | 10   | 10   | 10   | 10   |

| article-no.<br>version                                       | VK003D20<br>M12-cable socket<br>angular, 4-pin<br>rapid interconnection           | VK003S24<br>M12-cable socket<br>straight, 4-pin<br>rapid interconnection            | VK003D25<br>M12-cable socket<br>straight, 4-pin<br>rapid interconnection             |
|--|---|---|--|
|  |  |   |   |
|  |   |  |  |
| <b>TECHNICAL DATA</b>  |   |   |  |
| rated voltage  | 32V DC  | 32V DC  | 50V DC   |
| rated current  | 4A  | 4A  | 6A   |
| wire diameter  | 0.25 ... 0.5mm <sup>2</sup>   | 0.14 ... 0.34mm <sup>2</sup>  | 0.34 ... 0.75mm <sup>2</sup>   |
| strand diameter  | ≥ 0.1mm   | ≥ 0.1mm   | ≥ 0.1mm  |
| wire isolation material                                      | PVC   | PVC   | PVC  |
| wire diameter  | 1.2 ... 1.6mm   | 1.0 ... 1.6mm   | 1.6 ... 2.0mm  |
| cable diameter   | 4.0 ... 5.1mm   | 4.0 ... 5.1mm   | 6.0 ... 8.0mm  |
| operating temperature  | -25 ... +85°C   | -25 ... +85°C   | -25 ... +85°C  |
| temp. when making the connect.                               | -5 ... +50°C  | -5 ... +50°C  | -5 ... +50°C   |
| system of protection (EN 60529)                              | IP 67   | IP 67   | IP 67  |
| max. number of connections<br>with identical cable diameters | 10  | 10  | 10   |

| article-no.<br>version                                       | VK003D26<br>M12-cable socket<br>angular, 4-pin<br>rapid interconnection           | VK003S28<br>M12-cable socket<br>straight, 4-pin<br>rapid interconnection           | VK003D29<br>M12-cable socket<br>straight, 4-pin<br>rapid interconnection            |
|--|---|--|---|
|  |  |  |  |
| <b>TECHNICAL DATA</b>  |   |  |   |
| rated voltage  | 32V DC  | 32V DC   | 50V DC  |
| rated current  | 4A  | 4A   | 6A  |
| wire diameter  | 0.25 ... 0.5mm <sup>2</sup>   | 0.14 ... 0.34mm <sup>2</sup>   | 0.34 ... 0.75mm <sup>2</sup>  |
| strand diameter  | ≥ 0.1mm   | ≥ 0.1mm  | ≥ 0.1mm   |
| wire isolation material                                      | PVC   | PVC  | PVC   |
| wire diameter  | 1.2 ... 1.6mm   | 1.0 ... 1.6mm  | 1.2 ... 2.0mm   |
| cable diameter   | 4.0 ... 5.1mm   | 4.0 ... 5.1mm  | 6.0 ... 8.0mm   |
| operating temperature  | -25 ... +85°C   | -25 ... +85°C  | -25 ... +85°C   |
| temp. when making the connect.                               | -5 ... +50°C  | -5 ... +50°C   | -5 ... +50°C  |
| system of protection (EN 60529)                              | IP 67   | IP 67  | IP 67   |
| max. number of connections<br>with identical cable diameters | 10  | 10   | 10  |

### assembly instructions



Pull sheath of the cable back in such a way that the individual wires will be showing by about 30mm.

Push coupling ring (a) over the cable. Push cable support sleeve (b) over the cable to touch the sheath of the cable. Push the individual wires through the white fitting sleeve (c) matching the color coding.

Note: With cable sockets the fitting sleeve (c) is colored white and with cable plugs it is grey. As the pin order for sockets is opposite to that for plugs, then any inversion will lead to a short-circuit in the sensor that is connected.

Push fitting sleeve (c) onto cable support sleeve (b) cutting off protruding parts of the individual wires, if any.

Push male or female connector (d) onto the fitting sleeve (c). The fins have been provided for positioning. Screw coupling ring (a) down on male or female connector.

**Warning:** Never use these devices in applications where the safety of a person depends on their functionality.