

## M12-Round-Plug Connector, Single-Ended Cordsets, According to IEC 61076-2-101

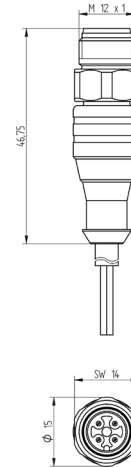
WRST | WRSWT



### 3-, 4-, 5- and 8-Poles

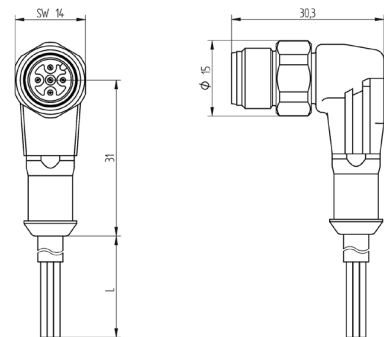
Actuator/sensor cord set, single ended, straight M12 male connector and molded cable, hexagon screw in stainless steel, 3, 4, 5 and 8 poles.  
 – especially designed for use in wash-down applications –  
 Actuator/sensor cord set, single ended, right-

WRST



angle M12 male connector and molded cable, hexagon screw in stainless steel, 3, 4, 5 and 8 poles.  
 – especially designed for use in wash-down applications –

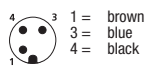
WRSWT



### Pin Assignments


#### M12 - Male

##### 3 poles



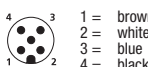
1 = brown  
 3 = blue  
 4 = black

##### 4 poles



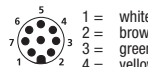
1 = brown  
 2 = white  
 3 = blue  
 4 = black

##### 5 poles



1 = brown  
 2 = white  
 3 = blue  
 4 = black  
 5 = grey

##### 8 poles



1 = white  
 2 = brown  
 3 = green  
 4 = yellow  
 5 = grey  
 6 = pink  
 7 = blue  
 8 = red

# Be Certain with Belden

## M12-Round-Plug Connector, Single-Ended Cordsets, According to IEC 61076-2-101 WRST | WRSWT

### Technical Data

#### Environmental

Degree of protection (IEC 60529)	IP67 / IP68 / IP69K
Operating temperature range	-40°C (-40°F) / +105°C (+221°F)

#### Mechanical

Housing / Molded body	PP, white
Insert	PP, white
Contact	Cu-alloyed
Contact surface	Cu/Au
Hexagon screw	Stainless Steel (V4A)
O-ring	EPDM

#### Electrical data










Contact resistance	≤ 5 mΩ
Rated current	3 to 5 pole: 4 A 8 pole: 2 A
Rated voltage	3 and 4 pole: 250 V 5-pole: 60 V 8-pole: 30 V
Rated impulse voltage	3 and 4 pole: 2.5 kV 5 pole: 1.5 kV 8 pole: 0.8 kV
Insulation resistance	> 10 <sup>9</sup> Ω

#### Approvals

UL	pending, UL-file no. E315587
ECOLAB	UL-temperature range +65°C

#### Cable Specifications

Cable No.	Outer Jacket	Conductor Size	Jacket Color	OD
520	TPE	3x0,25 mm <sup>2</sup>	Orange	∅ 4,3 ± 0,2 mm
521	TPE	4x0,25 mm <sup>2</sup>	Orange	∅ 4,7 ± 0,2 mm
522	TPE	5x0,25 mm <sup>2</sup>	Orange	∅ 5,0 ± 0,2 mm
523	TPE	8x0,25 mm <sup>2</sup>	Orange	∅ 6,2 ± 0,2 mm

Part Number	Pins	Outer Jacket	Standard Cable Lengths	Characteristics
WRST 3-520/...M	3	TPE	2 M   5 M   10 M   15 M   20 M   25 M	  
WRST 4-521/...M	4	TPE	2 M   5 M   10 M   15 M   20 M   25 M	  
WRST 5-522/...M	5	TPE	2 M   5 M   10 M   15 M   20 M   25 M	  
WRST 8-523/...M	8	TPE	2 M   5 M   10 M   15 M   20 M   25 M	