


IB300006

INDUCTIVE SENSORS • DISTANCE MEASUREMENT

Inductive proximity switches are contact-free sensors. They detect all conductive metals, regardless of whether they move or not. The achievable sensing range of the devices depends on the object material and its dimensions. The vibration-resistant sensors can be approached laterally or frontally. Inductive proximity switches are used for presence detection (e.g. goods carriers), positioning (e.g. dampers), counting (e.g. nuts /bolts), speed detection (e.g. for cog wheels), on conveyor systems (e.g. hose feedings) or distance measurements (e.g. press-in checking) of metallic objects.



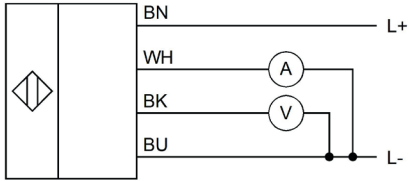
MECHANICAL DATA

Active area material of sensor	PBTP
Ambient temperature (MAX)	70 °C
Ambient temperature (MIN)	-25 °C
Cable length	2 m
Degree of protection (IP)	IP67
Housing coating	Chromium-plated
Housing design	Cylinder, screw-thread
Housing material	Brass
Material of cable sheath	PVC
Mechanical mounting condition for sensor	Non-flush
Number of wires	3
Sensor length	60 mm
Thread pitch	1.5 mm
Thread size, metric	30

ELECTRICAL DATA

Distance measuring sensors	Yes
Load resistance (current output)	0.4 kOhm
Measuring range length (MAX)	20 mm
Measuring range length (MIN)	0 mm
Operating voltage (MAX)	30 V
Operating voltage (MIN)	15 V
Supply voltage (MAX)	30 V
Supply voltage (MIN)	15 V
Type of analog output	0 V ... 10 V / 4 mA ... 20 mA
Type of electrical connection	Cable
Voltage type	DC

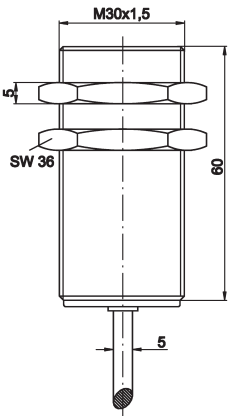
CONNECTION



Colors: BN (brown), WH (white), BU (blue), BK (black)

Functions: BN = L+, WH = 4-20mA, BU = L-, BK = 0-10V

DIMENSIONAL DRAWING



INSTALLATION



Mounting / Installation may only be carried out by a qualified electrician!

DISPOSAL



SAFETY WARNINGS

Before initial operation, please make sure to follow all safety instructions that may be provided in the product information!

Never use these devices in applications where the safety of a person depends on their functionality.